

Welcome Handwriting and Common Exception Words in Year 1

Badbury Park Primary School

The Blue Kite
Academy Trust





Badbury Park Primary

This evening we will cover the following..

- Quick overview of the term for the different subjects (topic web)
- Handwriting and Common exception words
- Key reminders
- Online safety
- Safeguarding
- Any questions relating to the above



Year 1

Our changing world



Maths

English

We will be...

- Creating our own poem
- Writing a recount
- Creating a journey story
- Making our own fact files



We are reading...

- On the way home jill murphy
- Sound collector
- Beegu
- Meerkat mail



We will be...

- Looking at place value within 20
- Adding and subtracting within 20
- Looking at place value within 50
- Exploring length, height, volume and mass

PE

We will be...

- Dancing
- Gymnastics
- Understanding team work
- Athletics
- Preparing for sports day

Science

We will be...

- Looking at materials and their properties
- Observing seasonal changes

Music

We will be...

- Using our voices and instruments to explore sound, rhythm and beat.

ESR

Our changing world

Computing

We will be...

- Focusing on internet safety
- Programming A: Moving a robot
- Data and information:
Grouping data

Forest School

We will be...

- How to be safe in the forest
- Observing the seasons
- Creating natural pictures using a selection of natural resources
- Ensuring we look after our environment

PSHE/ RE

- What makes some places sacred?
- How and why do we celebrate special and sacred times? (Easter festival)
- Living in the wider world

Humanities

History

Explorers- Neil Armstrong

Geography

Weather

Hot/cold areas of the world

Art/DT

Art

We will be...

- Creating oriental blossom art
- Making puppets

Handwriting in Year 1

Why does it matter in the world of laptops, touch screens and voice notes?

The future!

We may all use tech in all our work but fine motor skills aren't going away.

In the beginning, handwriting is a way of a child simply recording what they know, moving onto actually recording all they know in exams.

Some children do use laptops in exams, you might have yourself but legible and fluent handwriting is often required for maths equations, for art projects for computer coding. It is a life skill and vital in current primary education. It's underrated but extremely helpful!



Handwriting in Year 1

Dynamic Tripod Grasp

- Pencil is held in stable position between the thumb, index and middle finger.
- The ring and little fingers are bent and rest comfortably on the table.
- The index finger and thumb form an open space.
- The wrist is bent back slightly, and the forearm is resting on the table.
- The pencil is held about 1-2cm from the tip.



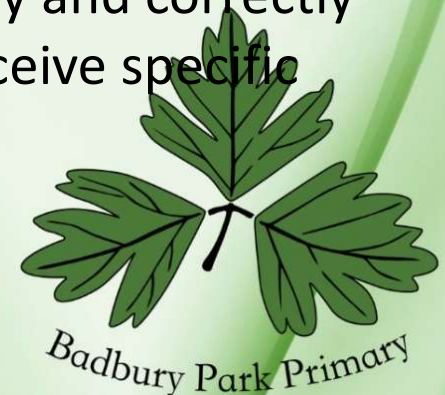
Handwriting in Year 1

Handwriting

Pupils should be taught to:

- sit correctly at a table, holding a pencil comfortably and correctly
- begin to form lower-case letters in the correct direction, starting and finishing in the right place
- form capital letters and form digits 0-9
- understand which letters belong to which handwriting 'families' (i.e. letters that are formed in similar ways) and to practise these.

Handwriting requires frequent and discrete, direct teaching. Pupils should be able to form letters correctly and confidently. The size of the writing implement (pencil, pen) should not be too large for a young pupil's hand. Whatever is being used should allow the pupil to hold it easily and correctly so that bad habits are avoided. Left-handed pupils should receive specific teaching to meet their needs.



Handwriting in Year 1

Letter Formation

c a d g q e s f o

l i t j y u

r b n h m k p

v w x z

I can see a little boy.

He has blue eyes and he

has brown hair.



Common exception words

Common exception words are important because they are just that: common. They are frequently used in reading and writing but they contain exceptions to the rules of phonics. For example, 'the' is a common exception word taught in most programmes at the beginning of the Reception year.

We tell the children that these are 'tricky troll' words.



Year 1 and 2 Common Exception Words

Year 1

the	they	one
a	be	once
do	he	ask
to	me	friend
today	she	school
of	we	put
said	no	push
says	go	pull
are	so	full
were	by	house
was	my	our
is	here	
his	there	
has	where	
I	love	
you	come	
your	some	

Year 2

door	gold	plant	clothes
floor	hold	path	busy
poor	told	bath	people
because	every	hour	water
find	great	move	again
kind	break	prove	half
mind	steak	improve	money
behind	pretty	sure	Mr
child	beautiful	sugar	Mrs
children	after	eye	parents
wild	fast	could	Christmas
climb	last	should	everybody
most	past	would	even
only	father	who	
both	class	whole	
old	grass	any	
cold	pass	many	

Different ways your child can practise spelling their common exception words....

- Look, cover, write, check
 - Rainbow write
 - Shape write
- How many times can you write the word in 1 minute?
- Can you learn the spelling and then test your parents?
 - Can you spot the words in your book?















Online safety – Age restrictions for social media platforms

13



Yubo

 <p>Twitter</p>	 <p>Facebook</p>	 <p>Instagram</p>	 <p>Pinterest</p>	 <p>Messenger</p>	 <p>Snapchat</p>
 <p>Reddit</p>	 <p>YouTube</p>	 <p>BeReal</p>	 <p>Tik Tok</p>	 <p>Discord</p>	 <p>Twitch</p>

The age restriction is a **MINIMUM** age for each platform.

16

 <p>Vimeo</p>	 <p>WhatsApp</p>	
 <p>Tumblr</p>	 <p>Telegram</p>	 <p>Nintendo Online Account</p>

18

 <p>PSN Online Account</p>	 <p>Xbox Live Account</p>
---	--

Online safety – Age restrictions for video games



3

PEGI 3

Games with a PEGI 3 rating are suitable for all ages.

They may have:

child-like settings

comical violence

language more suitable for young children

For example:

Just Dance

FIFA



7

PEGI 7

Games with a PEGI 7 rating are suitable for ages 7 and above.

They may have:

some scenes or sounds that could be frightening

mild forms of violence (non-realistic or with no detail)

For example:

Minecraft

Roblox



Online safety – Age restrictions for video games

12

PEGI 12

Games with a PEGI 12 rating are suitable for ages 12 and above.

They may have:

violence of a slightly graphic nature involving fantasy characters

suggestive activities or language

gambling

mild bad language

For example:

Sims

Fortnite

16

PEGI 16

Games with a PEGI 16 rating are suitable for ages 16 and above.

They may have:

violence and adult content that looks like real life

bad language

scenes demonstrating the use of tobacco, alcohol or illegal substances

For example:

Marvel's Avengers

Battlefield 2042

Parental controls

Google family link


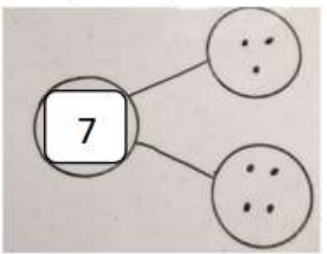
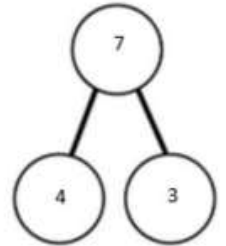


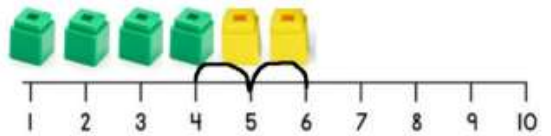
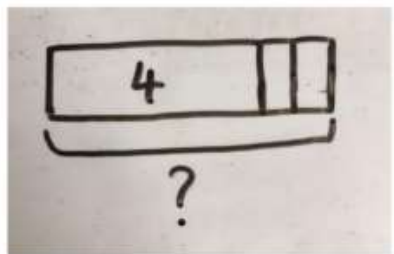
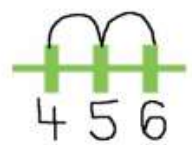
Family Link from Google helps parents stay in the loop and keep their child or teen safer online as they explore across Android and ChromeOS devices.

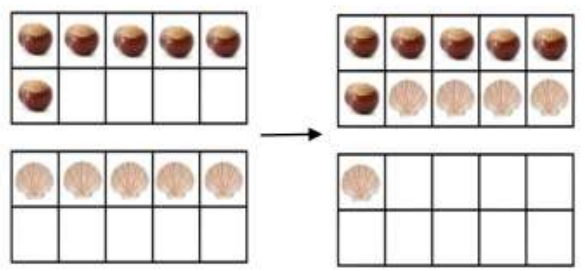
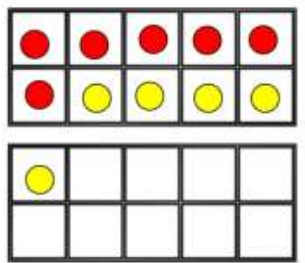
Parental controls will allow you to:

- ❖ Restrict apps
- ❖ Set time limits
- ❖ Filter web content
- ❖ Restrict the game centre

Maths- calculation policy Addition

Year 1	<p>Combining two parts to make a whole (use a range of resources)</p> 	<p>Children to represent using dots or crosses. They could put each part on a part whole model too.</p> 	<p>$4 + 3 = 7$ Four is a part, 3 is a part and the whole is 7.</p> 
--------	---	---	---

Year 1	<p>Counting on using number lines, by using cubes or other resources.</p> 	<p>A bar model which encourages the children to count on, rather than count all.</p> 	<p>The abstract number line: What is 2 more than 4? What is the sum of 2 and 4? What is the total of 4 and 2? $4 + 2$</p> 
--------	---	---	--

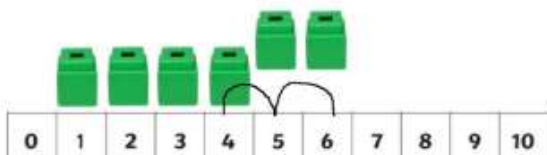
Year 1	<p>Regrouping to make 10; using ten frames and counters/cubes/natural resources.</p> <p>$6 + 5$</p> 	<p>Children to draw the ten frame and counters/cubes.</p> 	<p>Children to develop an understanding of equality e.g.</p> <p>$6 + \underline{\quad} = 11$ $6 + 5 = 5 + \underline{\quad}$ $6 + 5 = \underline{\quad} + 4$</p>
--------	---	---	---

Maths- calculation policy Subtraction

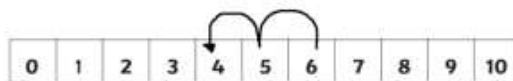
Year 1

Counting back (use number lines or number tracks)

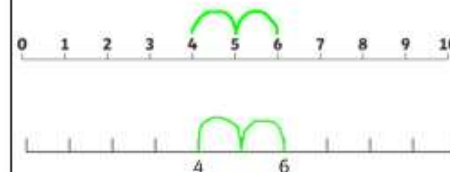
$6 - 2$



Children to represent what they can see

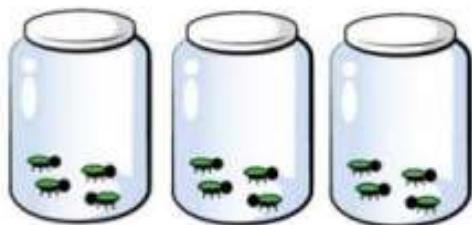


Children represent the calculation on a number line to show their jumps. Encourage use of an empty number line.



Maths- calculation policy Multiplication

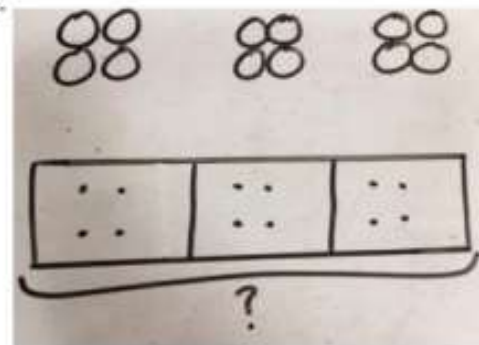
Year 1 Repeated grouping/repeated addition
 3×4
 $4 + 4 + 4$
 There are 3 equal groups, with 4 in each group.



Children to represent the practical resources in a picture and use a bar model.

$$3 \times 4 = 12$$

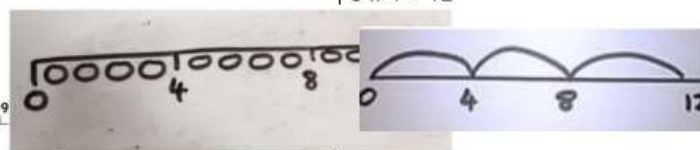
$$4 + 4 = 12$$



Year 1 Number line to show repeated groups.
 3×4



Represent this pictorially alongside a number line.



Abstract number line showing three jumps of four.

$$3 \times 4 = 12$$

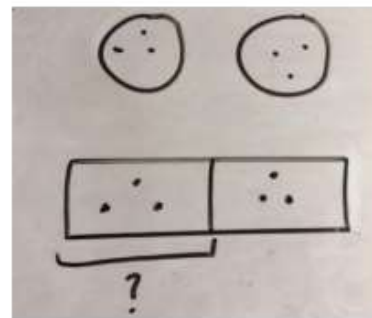
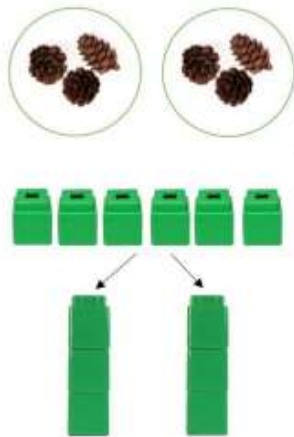
Maths- calculation policy- division

Year 1


Sharing using a range of objects.

Children to represent the sharing pictorially.

$$6 \div 2$$



$$6 \div 2 = 3$$



Children should be encouraged to use their 2 times table facts.

Key reminders...

➤ PE kits -

Our PE lessons are on Wednesday . Please ensure your child has jogging bottoms/leggings as we may do PE outside.

➤ Appropriate clothing –

The weather is very unpredictable so please ensure your child is dressed appropriately for the weather and all belongings named.

For example: a warm coat and hat which your child can put on **independently and is named.**



Please ask us questions...

We would like all of our parents and carers to know that we are always here and ready to support you, so please ask if you aren't sure or something isn't quite working.

We are here to help!

Best time is at the end of the day or make an appointment through the office.



Safeguarding

We aim to promote wellbeing and maintain a safe, secure and caring environment where everyone is treated with respect.

If you have any concerns about a child, please report it to **Mrs L Dance** as the designated safeguarding lead or **Mrs Christmas** as the deputy,



Mrs Dance



Mrs Christmas



Thank you

